






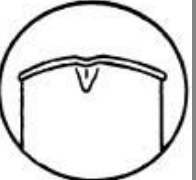
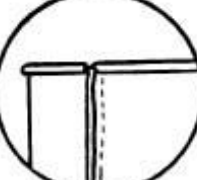



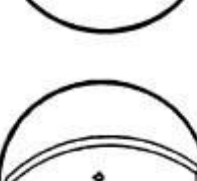



## Evaluation of Cans

### Discard Cans With:

Severe dents on side seams	1			8	Leaks
Sharp dents parallel to rim	2			9	Bulges or puffed ends
Sharp dents in the sides that prevent stacking	3			10	Ends that give or flip and bulge on the other end when pushed
Buckled or pinched tops and bottoms	4			11	Bent rims or severe dents on the rims, seams
Side seams incomplete "blown out" or mis-welded	5			12	Cuts or mis-formed rims and loose tops
Dirt under pull tabs	6			13	No labels
Pits or pinholes	7			14	Rust that won't rub off